

Bass Extension **K Sub 1502**



High performance bass reflex subwoofer. Twin long excursion 15" Neodym chassis provide accurate and highly efficient bass reproduction over a wide frequency range. A transport front cover with wheels is optionally available. The K Sub 1502 can be used in a horizontal or a vertical orientation as required.

PRODUCT SPECIFICATIONS

Speaker Components	2 x 15" Nd
Description	Passive Bass Extension
Power AES / Peak	2000 W / 6000 W
Impedance nominal	4 Ω
SPL 1 W / Peak @ 1 m	104 dB / 142 dB
Usable Range -6 dB	37 Hz - 220 Hz
Tuning Frequency excursion minimum	45 Hz
Connectors	2 x Neutrik Speakon NL4MP in/out Coding: 1+/- loop thru, 2+/- Sub
Handles	6 x
Rigging / Fittings	M20 on top and side Wheel board fittings
Weight	48,0 kg (+ 8,5 kg wheel board)
Size height x width x depth	51,2 x 94,2 x 56,0 cm
Order No.	01059



Six comfortable handles for easy handling.

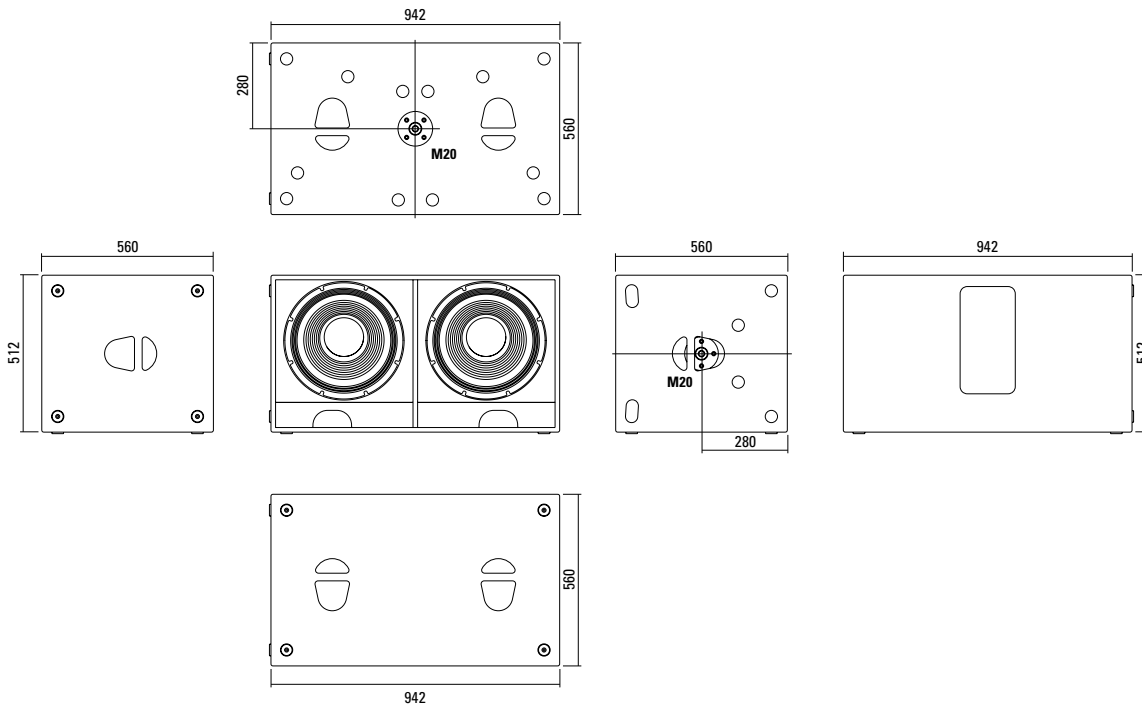


Robust honeycomb type speaker grille.



Wheel board fittings.

DIMENSIONS

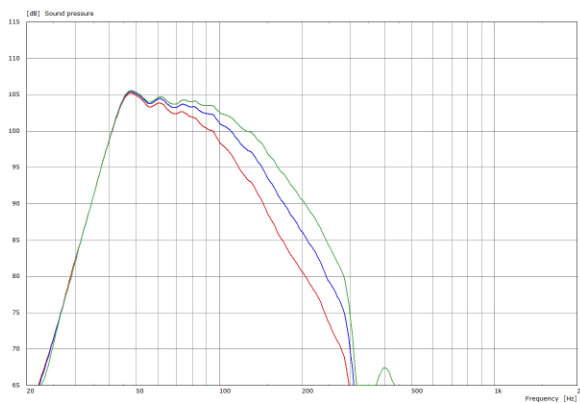


Controller Setups are available on our website:

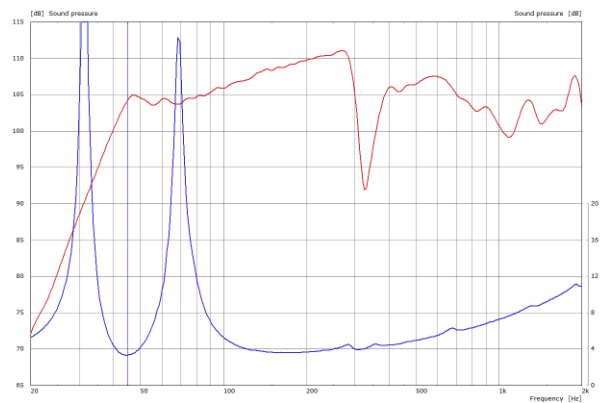
<http://www.seeburg.net/downloads.php>

MEASUREMENTS

Frequency Response with Presets



Sensitivity 1 W @ 1 m + Impedance



ACCESSORIES K Sub 1502

Speaker Pole

M20, with wind up, K&M

Order No. **03023**



M20, adjustable, K&M

Order No. **03022**



Wheel Board

for K Sub 1502,
stackable, 8,5 kg

Order No. **01263**



Cover

for K Sub 1502, with wheel board

Order No. **01251**



Cover.



Removable wheel board for simple transportation.